

A large, colorful, abstract graphic on the right side of the page. It features a central white circle surrounded by concentric rings of small, multi-colored squares and rectangles in shades of teal, orange, blue, and grey. The squares are scattered and some are missing, creating a fragmented, mosaic-like effect that radiates outwards.

Outsmart competitors with crowdsolving

Transform your competitive advantage by simplifying how employees share and use competitive intel.

SHARE

Sharing has never been easier. Employees share intel from Teams, Slack, Salesforce, a web browser, mobile app, or wherever they work. With just three taps and less than a minute, they'll share high-quality, quantitative competitive intel, making it easy to stay on top of competitors.

USE

Using intel is lightning-fast. Groopit aggregates and delivers actionable insights in data feeds and views. Everyone involved has access to the most up-to-date, real-time insights to inform their own choices, making it possible for every employee to sharpen the competitive edge.

INTEGRATE

Integrating intel into existing enterprise systems is easy with Groopit's data access API. Seamlessly add intel to Tableau, PowerBI, Salesforce, or existing CI dashboards. Groopit ensures that you can leverage intel in all the systems decisions are made.




Schedule a personalized demo of Groopit



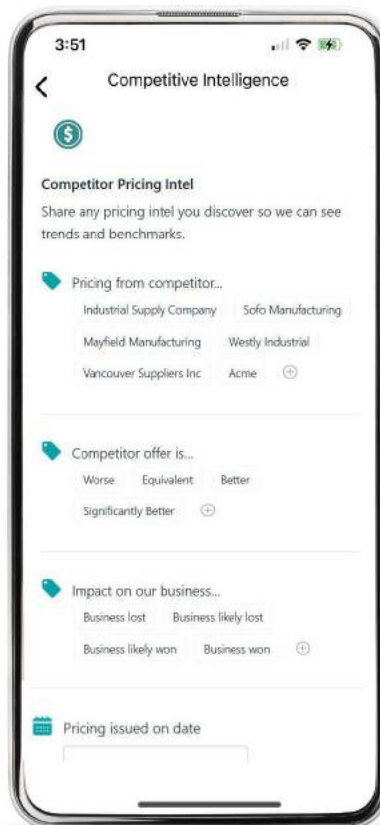
See how employees share and use competitive intel from wherever they work.



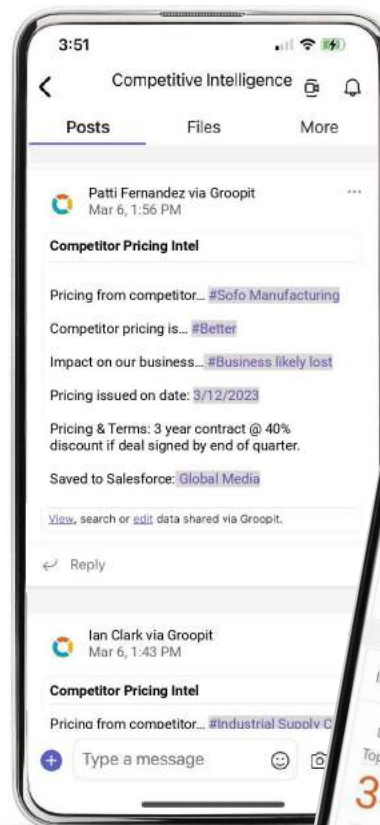
A glimpse at Groopit on Microsoft Teams, available for mobile and desktop.



Define the competitive intel employees share



Share in 3 taps and less than one minute



Use actionable insights

